


Protecting the Public Purse

Fraud Briefing 2014

Brentwood Borough Council



Purpose of Fraud Briefing



Provide an information source to support councillors in considering their council's fraud detection activities



Extend an opportunity for councillors to consider fraud detection performance, compared to similar local authorities



Give focus to discussing local and national fraud risks, reflect on local priorities and the proportionate responses needed



Be a catalyst for reviewing the council's current strategy, resources and capability for tackling fraud

Understanding the bar charts

Outcomes for the first measure for your council are highlighted in yellow in the bar charts. The results of your comparator authorities are shown in the green bars.



Outcomes for the second measure for your council are highlighted as a green symbols above each bar. The results of your comparator authorities are shown in the white triangles.



A '*' symbol has been used on the horizontal axis to indicate your council.

All data are drawn from council submissions on the Audit Commission's annual fraud and corruption survey for the financial year 2013/14.

In some cases, council report they have detected fraud and do not report the number of cases and/or the value. For the purposes of this fraud briefing these 'Not Recorded' records are shown as Nil.

Comparator group

Basildon
Braintree
Brentwood
Castle Point
Chelmsford
Chiltern
Colchester
East Hampshire
Epping Forest
Epsom and Ewell
Harlow
Horsham
Maldon
Mole Valley
Rochford
Sevenoaks
South Bucks
South Oxfordshire
Spelthorne
Surrey Heath
Tandridge
Tendring
Three Rivers
Uttlesford
Waverley

Interpreting fraud detection results



Contextual and comparative information needed to interpret results



Detected fraud is indicative, not definitive, of counter fraud performance (*Prevention and deterrence should not be overlooked*)



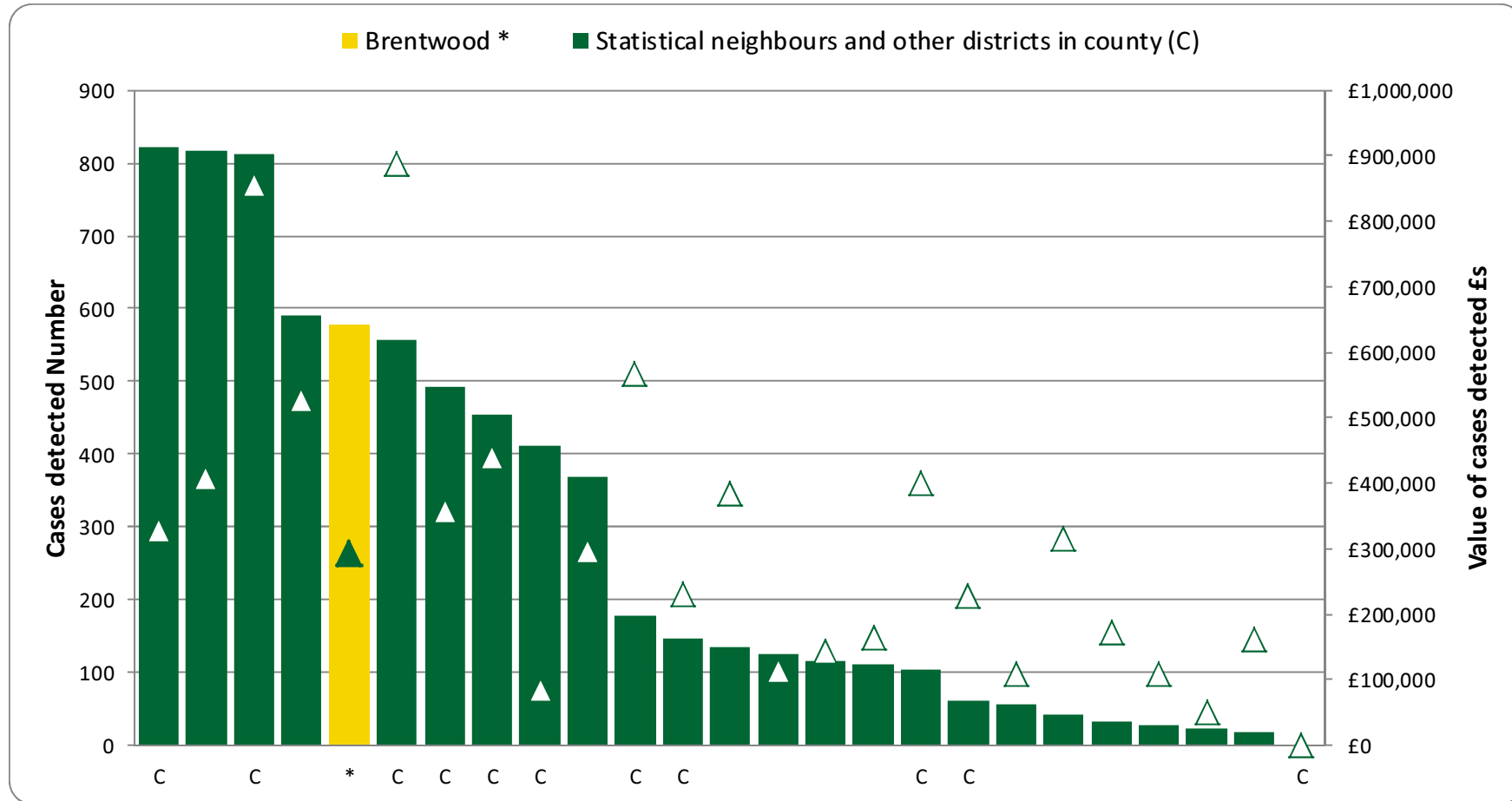
No fraud detected does not mean no fraud committed (*Fraud will always be attempted and even with the best prevention measures some will succeed*)



Councils who look for fraud, and look in the right way, will find fraud (*There is no such thing as a small fraud, just a fraud that has been detected early*)

Total detected cases and value 2013/14 (Excludes Housing tenancy fraud)

Brentwood



Brentwood detected 579 cases of fraud. The value of detected fraud was £291,873.

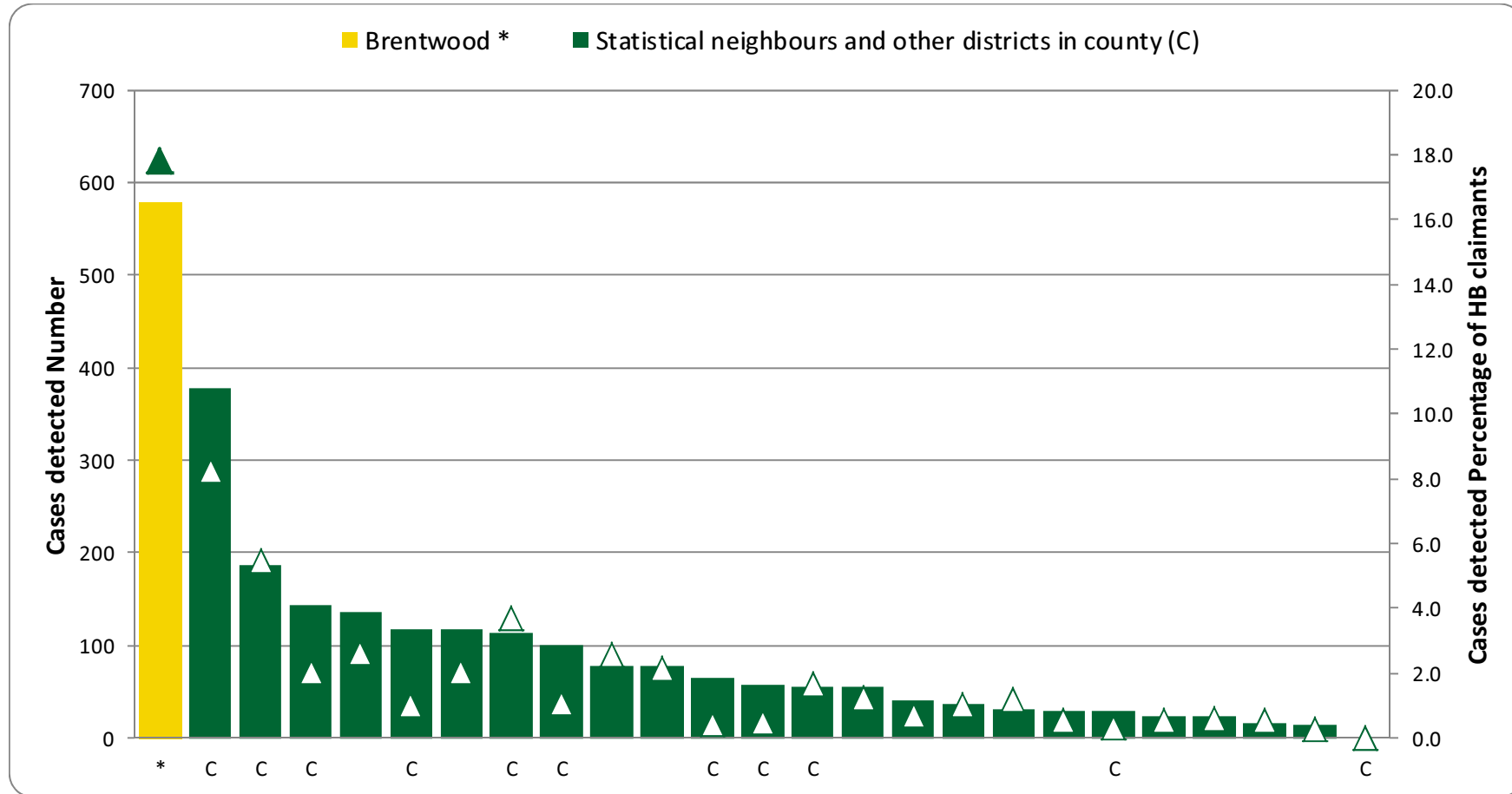
Average for statistical neighbours and county: 271 cases, valued at £305,734



Housing Benefit (HB) and Council Tax Benefit (CTB) 2013/14

Total detected cases, and as a proportion of housing benefit caseload

Brentwood



Brentwood detected 579 cases of this type of fraud. The value of detected fraud was £291,873.

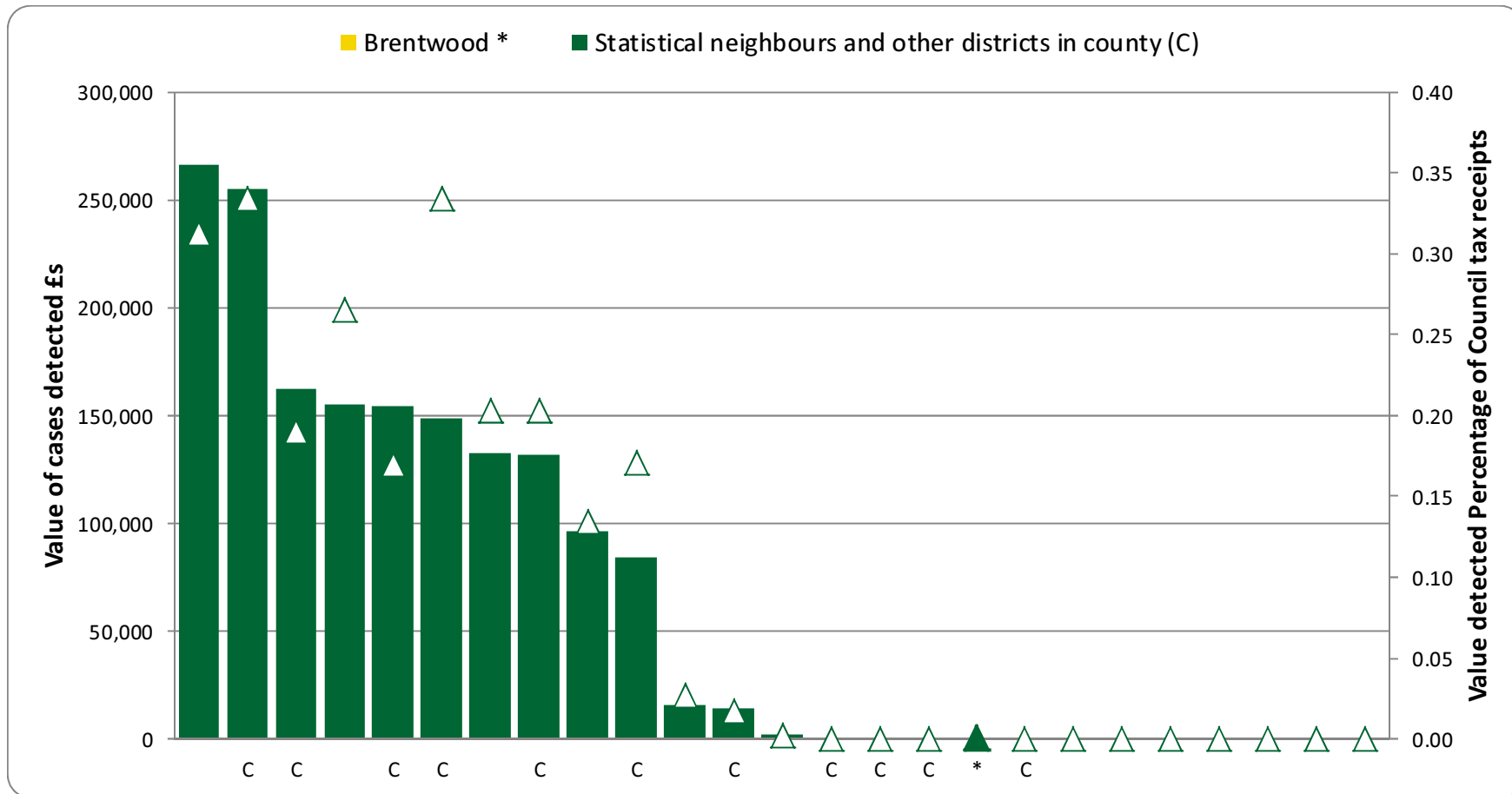
Average for statistical neighbours and county: 80 cases, valued at £235,179



Council tax discount fraud 2013/14

Total detected cases, and as a proportion of council tax income

Brentwood



Brentwood did not detect any cases of this type of fraud.

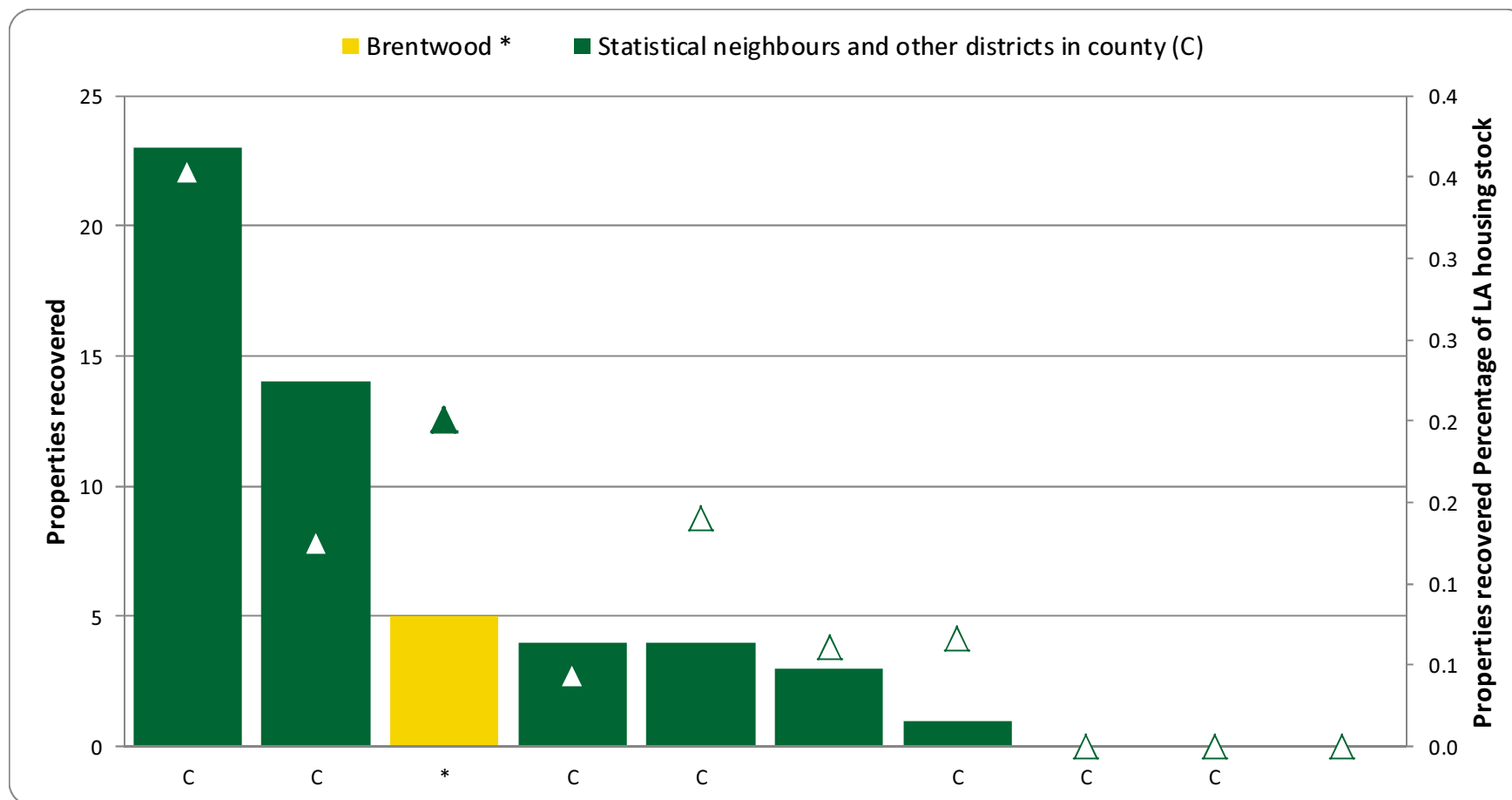
Average for statistical neighbours and county: 184 cases, valued at £67,450



Social Housing fraud (only councils with housing stock) 2013/14

Total properties recovered, and as a proportion of housing stock

Brentwood



Brentwood recovered 5 properties.

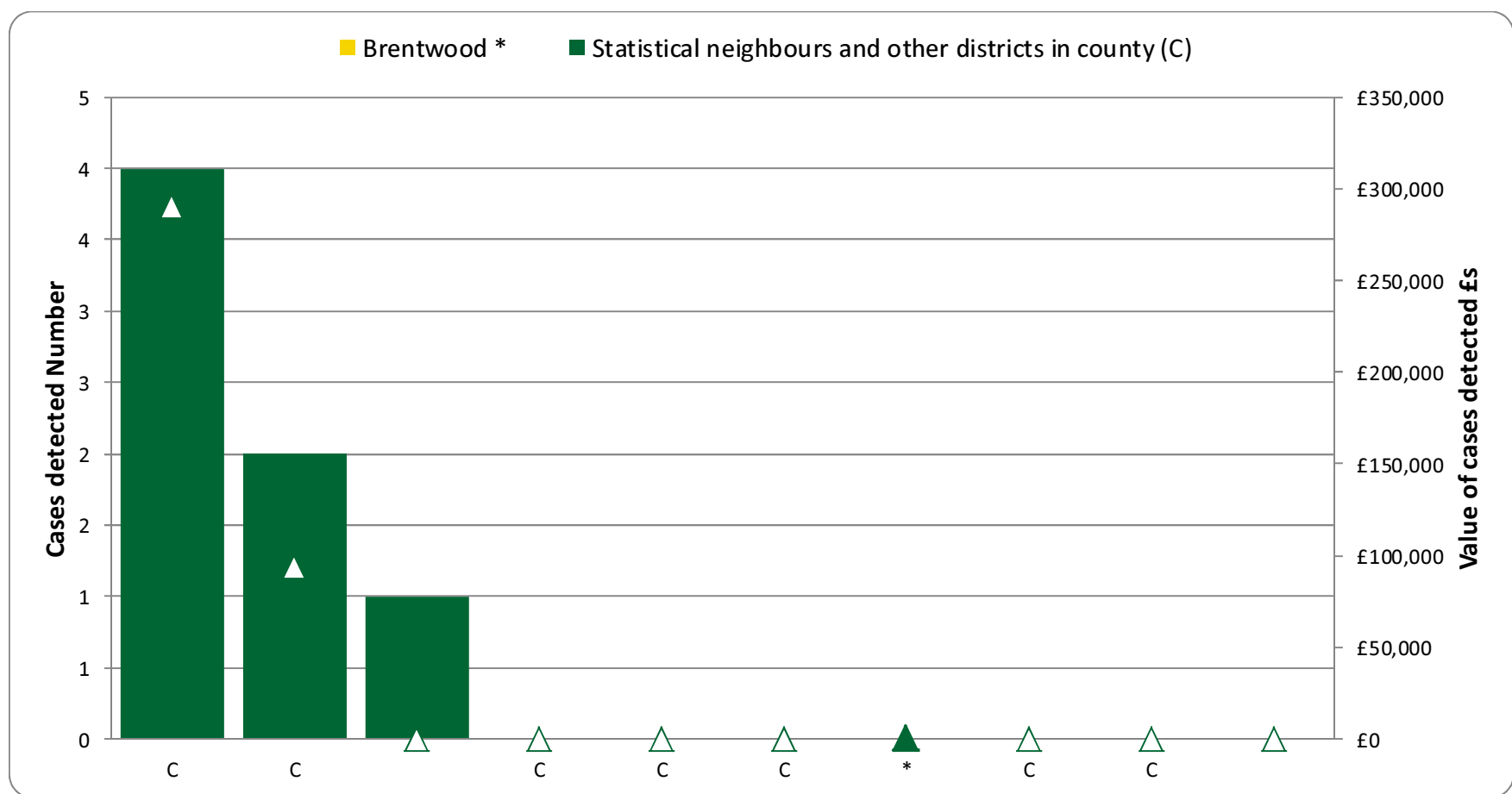
Average for statistical neighbours and county with housing stock: 5 cases



Right to buy fraud (only councils with housing stock) 2013/14

Right to buy cases and value

Brentwood



Brentwood did not detect any cases of this type of fraud.
 Average for statistical neighbours and county with housing stock: 1.0 case,
 valued at £192,250



Other frauds 2013/14

Brentwood

Procurement: Brentwood did not detect any cases of this type of fraud.
Total for statistical neighbours and county: 1 case, valued at £640

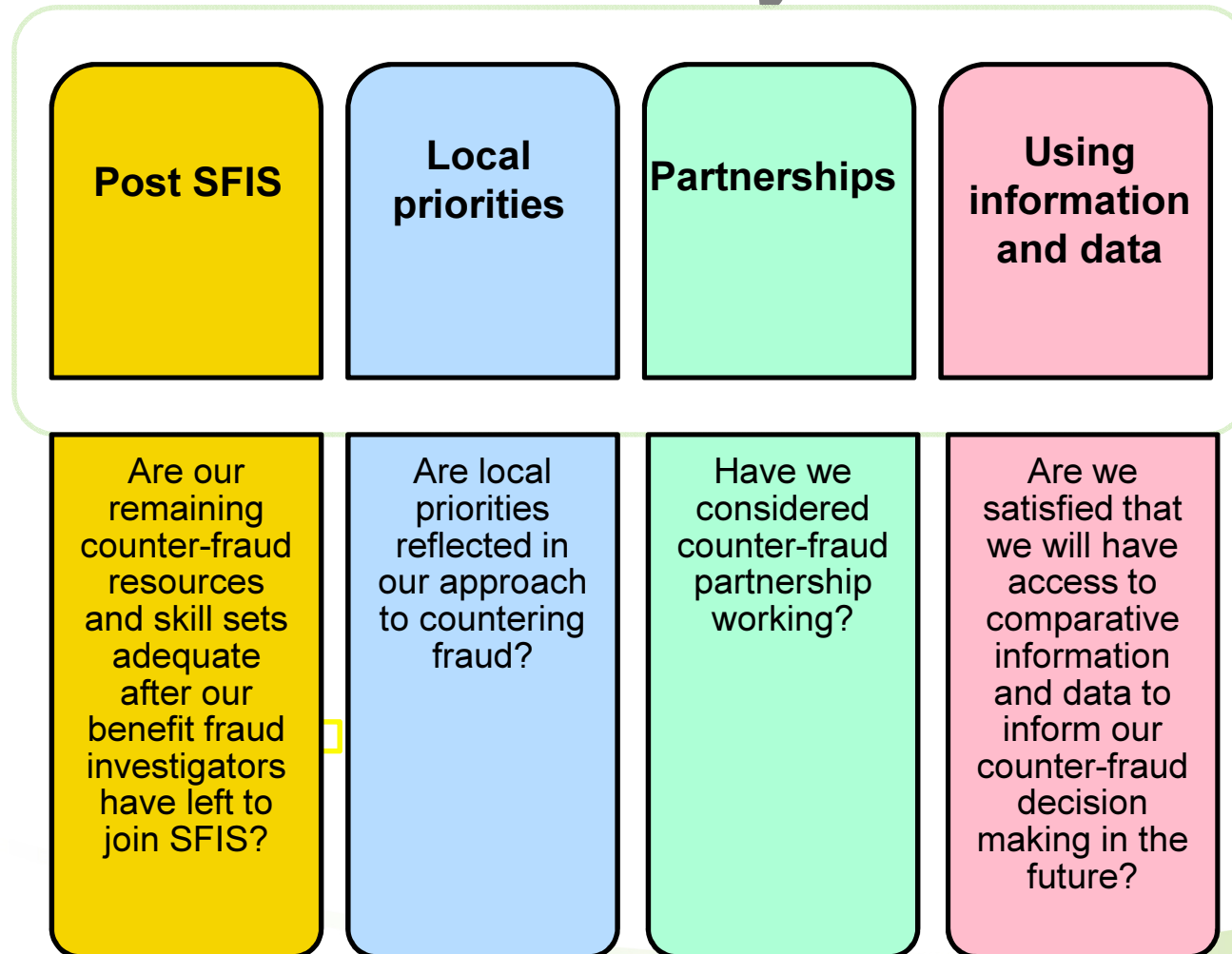
Insurance: Brentwood did not detect any cases of this type of fraud.
Total for statistical neighbours and county: 0 cases

Economic and third sector: Brentwood did not detect any cases of this type of fraud.
Total for statistical neighbours and county: 0 cases

Internal: Brentwood detected this type of fraud and did not report the number of cases.
Total for statistical neighbours and county: 12 cases, valued at £4,050

*Correctly recording fraud levels is a central element in assessing fraud risk.
It is best practice to record the financial value of each detected case*

Questions elected members and decision makers may wish to ask



Any questions?

